



THE SIMPLE RING

TheSimpleRing.com

Signature Soft Square Profile Sizing Chart - BE SURE THAT PRINTER IS SET TO PRINT AT ACTUAL SIZE -

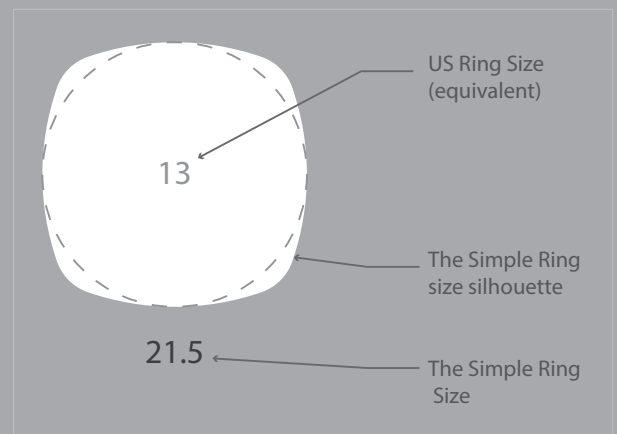
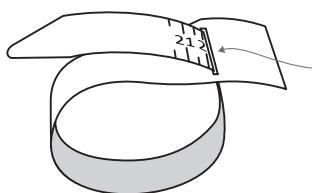
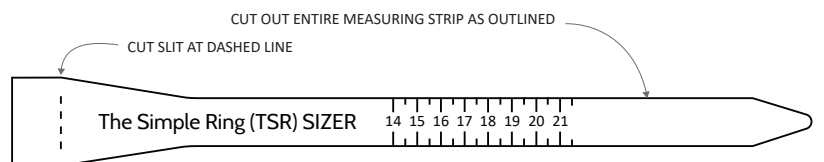


Chart Key



Cut out entire strip to the right. Wrap around your finger and sleeve through the rear slit. Read the number at closest increment for size.



Remember to consider that your ring must pass over the largest part of your finger. So measure where the ring will sit and measure the largest part it needs to pass over (i.e. the knuckle and get the size closest to between them.